
SECURITIES AND EXCHANGE COMMISSION

Washington, D.C. 20549

FORM 8-K

Current Report

**Pursuant to Section 13 or 15(d) of the
Securities Exchange Act of 1934**

Date of report (Date of earliest event reported): December 9, 2010

Domino's Pizza, Inc.

(Exact name of registrant as specified in its charter)

Commission file number:

001-32242

Delaware
(State or other jurisdiction of
incorporation or organization)

38-2511577
(I.R.S. Employer
Identification Number)

**30 Frank Lloyd Wright Drive
Ann Arbor, Michigan 48106**
(Address of principal executive offices)

(734) 930-3030
(Registrant's telephone number, including area code)

Check the appropriate box below if the Form 8-K filing is intended to simultaneously satisfy the filing obligation of the registrant under any of the following provisions:

- Written communications pursuant to Rule 425 under the Securities Act (17 CFR 230.425)
 - Soliciting material pursuant to Rule 14a-12 under the Exchange Act (17 CFR 240.14a-12)
 - Pre-commencement communications pursuant to Rule 14d-2(b) under the Exchange Act (17 CFR 240.14d-2(b))
 - Pre-commencement communications pursuant to Rule 13e-4(c) under the Exchange Act (17 CFR 240.13e-4(c))
-
-

Item 7.01. Regulation FD Disclosure.

As previously announced, Domino's Pizza, Inc. (the "Company") plans to hold the Domino's Pizza 2010 Investor Day (the "Event") beginning at 9:00 a.m. Eastern Time on December 9, 2010. Audio of the Event will be broadcast live over the internet and archived in the Investors section at www.dominosbiz.com. A copy of the Company's presentation materials to be used for the conference are attached hereto and furnished as Exhibit 99.1. In addition, several of the Company's International Master Franchisees will be presenting at the Event and their respective materials will be available in the Investors section at www.dominosbiz.com.

Item 9.01. Financial Statements and Exhibits

(c) Exhibits

<u>Exhibit Number</u>	<u>Description</u>
99.1	Domino's Pizza, Inc. Investor Day Presentation Materials.

SIGNATURES

Pursuant to the requirements of the Securities Exchange Act of 1934, the registrant has duly caused this report to be signed on its behalf by the undersigned thereunto duly authorized.

DOMINO'S PIZZA, INC.
(Registrant)

Date: December 9, 2010

/s/ KENNETH B. ROLLIN

Kenneth B. Rollin
Executive Vice President



Domino's Pizza Investor Day

Marking 50 Years of Global Success

December 9, 2010



Forward-Looking Statements



This presentation and our accompanying comments include “forward-looking statements.”

These statements relate to future events or our future financial performance and are subject to known and unknown risks, uncertainties and other factors that may cause our actual results, levels of activity, performance or achievements to differ materially from those expressed or implied by these forward-looking statements. This presentation and our accompanying comments do not purport to identify the risks inherent in an investment in Domino's Pizza and factors that could cause actual results to differ materially from those expressed or implied in the forward-looking statements, include but are not limited to those risk factors identified in Domino's Pizza, Inc.'s Annual Report on Form10-K for the fiscal year ended January 3, 2010, as well as other SEC reports filed by Domino's Pizza, Inc. from time to time. Although we believe that the expectations reflected in the forward-looking statements are based upon reasonable estimates and assumptions, we cannot guarantee future results, levels of activity, performance or achievements. We caution you not to place undue reliance on forward-looking statements, which reflect our estimates and assumptions and speak only as of the date of this presentation. We undertake no obligation to update the forward-looking statements to reflect subsequent events or circumstances. In light of the above, you are urged to review the disclosures contained in the Domino's Pizza, Inc. SEC reports, including the risk factors contained therein.

This presentation contains trade names, trademarks and service marks of other companies. We do not intend our use or display of other parties' trade names, trademarks and service marks to imply a relationship with, or endorsement or sponsorship of, these other parties.

Presentations made today are from individual publicly-traded companies. Their content does not necessarily reflect overall DPZ results in its role as the franchisor.



J. PATRICK DOYLE

President and Chief Executive Officer











India – 9,000th store opening

Top Publicly-Traded International Restaurant Brands



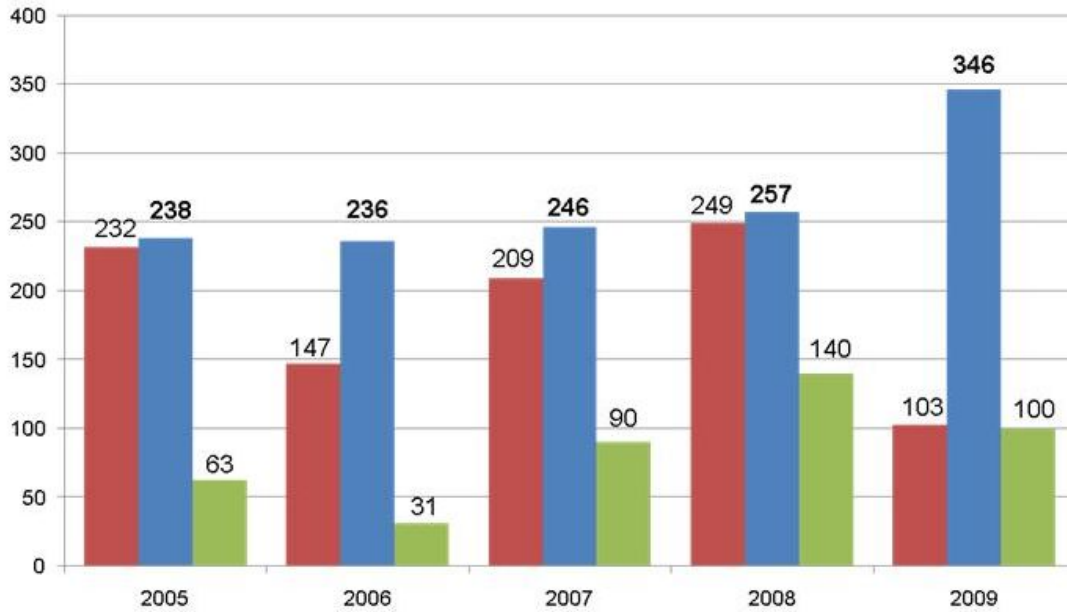
	<u>International Store Count</u>
 McDonald's:	18,481
 Yum! Brands:	17,665
 Starbucks:	5,727
 Domino's Pizza:	4,264

As of companies' most recently reported quarterly earnings

Leading International Unit Growth



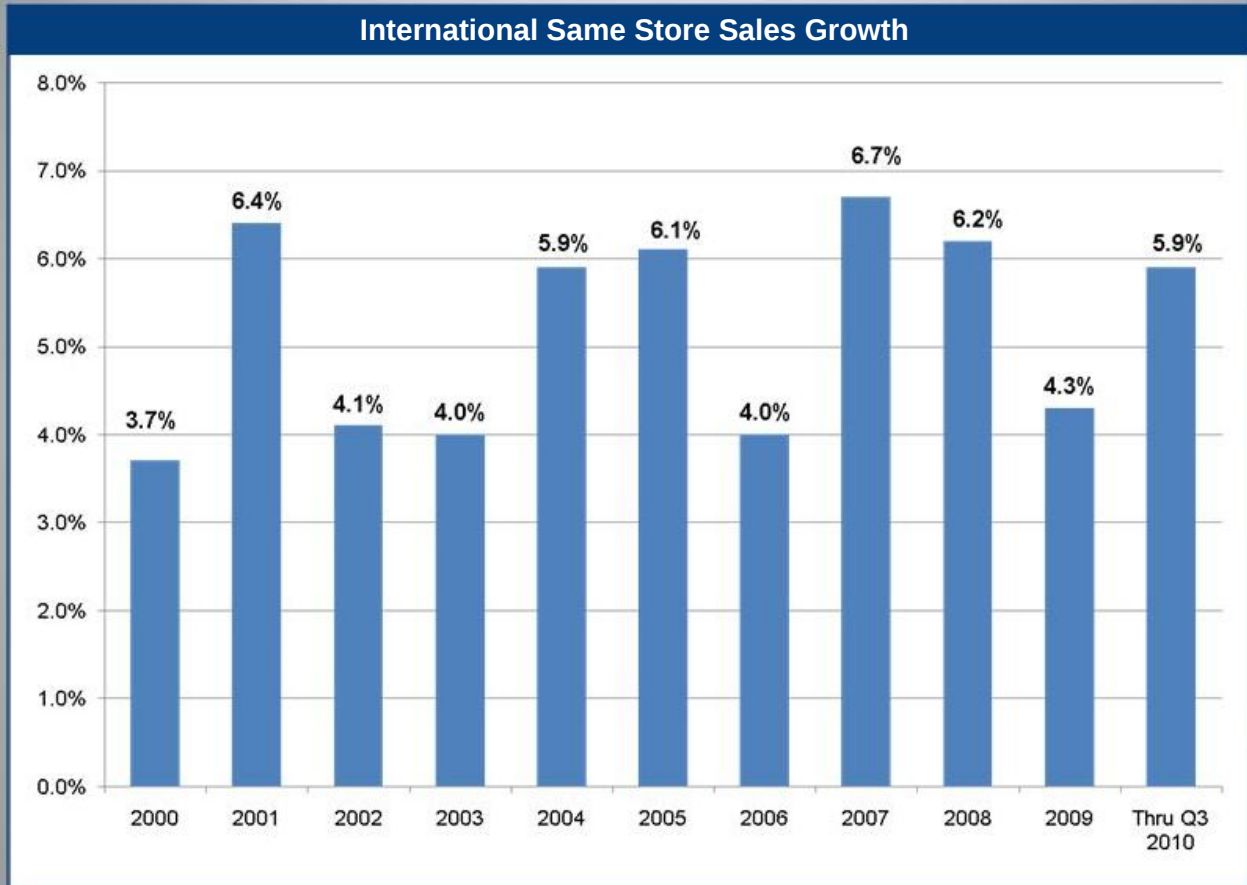
Domino's Adds More New Stores Per Year



5-Year Growth:

■ Domino's: +1,323 ■ Pizza Hut: + 940 ■ Papa John's: + 424

Sixteen Years of Positive Sales



International: Q3 2010



Combined Market Capitalization



\$3.2 Billion

Agenda





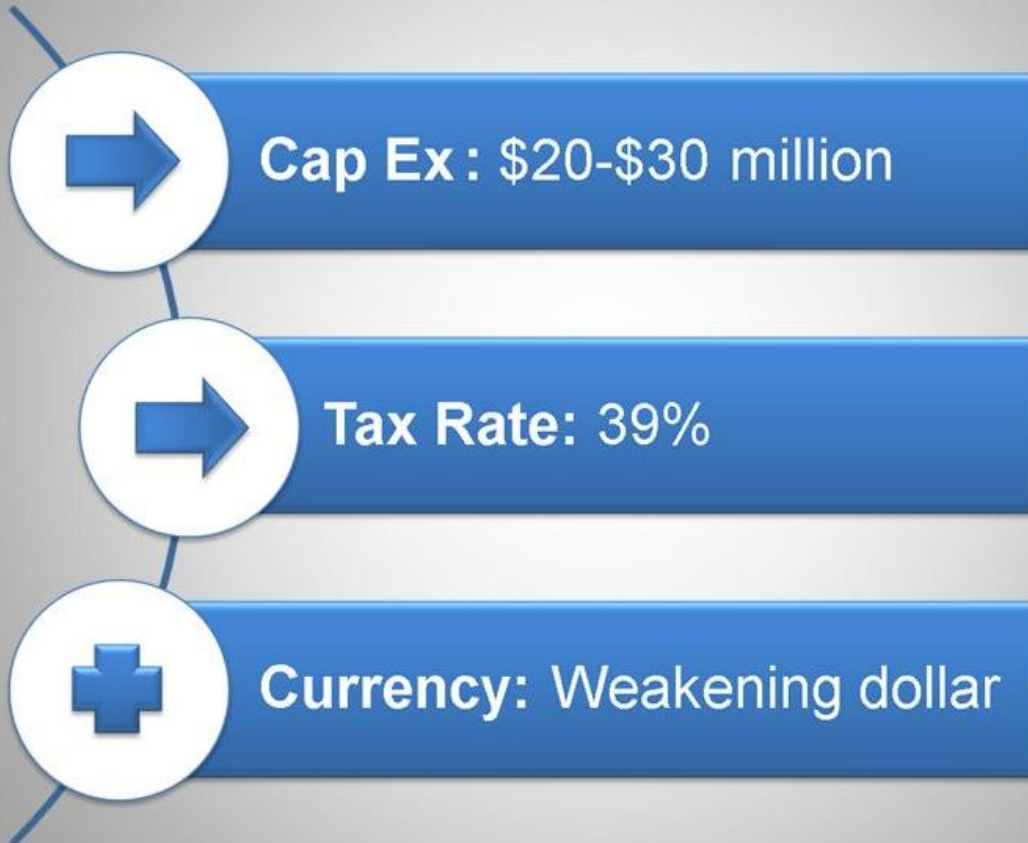
AN EARLY VIEW OF 2011

Michael T. Lawton
Executive Vice President and Chief Financial Officer



March 1, 2011

2011 Modeling Inputs



2011 Commodities



Up Slightly






vs. 2010

Sales: Long-Range Outlook



Domestic Same Store Sales Outpace Industry

Two-Year Trend: 2009-2010

	<u>Q1</u>	<u>Q2</u>	<u>Q3</u>
	+15.3%	+8.1%	+11.7%
	(0.1%)	+0.5%	(0.6%)
	+2.0%	0.0%	(5.0%)

	<u>1Q10</u>	<u>2Q10</u>	<u>3Q10</u>
Domino's	14.3	8.8	11.7
Papa John's	(0.4)	0.4	(0.6)
Pizza Hut	5.0	8.0	8.0

	<u>1Q09</u>	<u>2Q09</u>	<u>3Q09</u>
Domino's	1.0	(0.7)	0.0
Papa John's	0.3	0.1	0.0
Pizza Hut	(3.0)	(8.0)	(13.0)

Store Growth: Long-Range Outlook



Long-Range Outlook



Reflects 65 markets and 9,169 stores

Outlook does not constitute specific earnings guidance. Domino's does not provide quarterly or annual earnings estimates. Individual markets may not reflect DPZ performance as a whole.



Proven Business Model



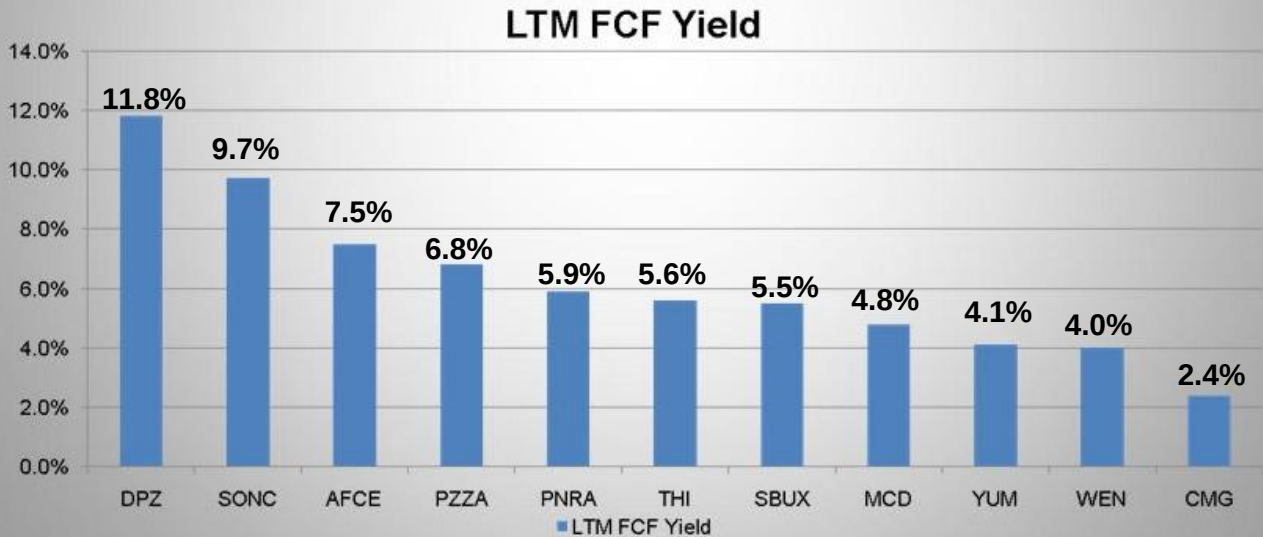
- Powerful Global Brand
- 50 Years of:
 - o Consistent sales & store growth
 - o Strong product demand
 - o Strong unit economies
- Based upon the Franchise Model

Strength of Our Business Model

Free Cash Flow



- DPZ free cash flow yield exceeds peers
- Cash used opportunistically for debt buy backs, stock repurchases and dividends





Questions

